



Lon: -117°15'41.13"W

Lat: 32°59'36.25N

# Floor 4

**Main Hospital**

**Salinas Valley Memorial Hospital  
450 E. Romie Lane  
Salinas, CA 93901**

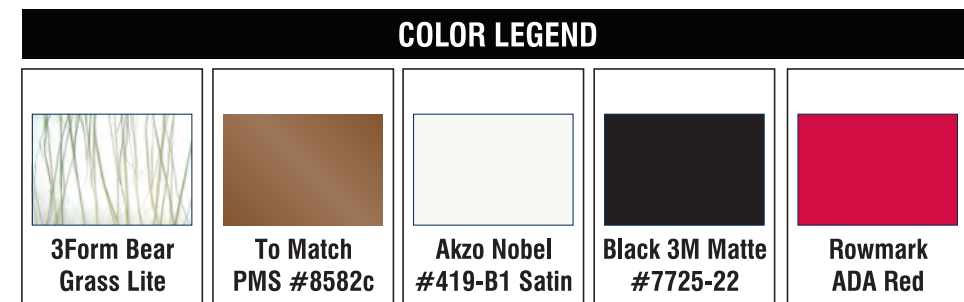
**April 3, 2013**



**13-1062-00**

**INDEX**

PAGE	TYPE	DESCRIPTION
1	-	Sheet Index/Graphic Standards
2	B	Directional - 5 strip
3	B.1	Directional - 10 strip
4	C	Elevator Directory
5	D.12	Overhead Ceiling Mounted 9.5x30
6	G.2	Department ID- Small
7	H	Room ID
8	J	Restroom ID
9	J.2	Projecting ID
	J.3	California Restroom - Unisex
10	K	Patient Room ID
11	L	Stair ID
	L.10	Stair ID
12	N	Evacuation Plan
	P	Warning - Small
13	P.2	Elevator Warning
14	-	Location Plan - Wayfinding
15	-	Location Plan - Room ID
16	-	Location Plan - Room ID



**ABCDEFGHIJKLMNOPQRSTUVWXYZ abcdefghijklmnopqrstuvwxyz 1234567890**


Futura Heavy

ABCDEFGHIJKLMNOPQRSTUVWXYZ abcdefghijklmnopqrstuvwxyz 1234567890

Futura Medium

*ABCDEFGHIJKLMNOPQRSTUVWXYZ abcdefghijklmnopqrstuvwxyz 1234567890*

Times Bold Italic



Women

Men

Unisex

Accessible

Do Not Enter

No Cell Phone

Stair/In Case of Fire

Telephone

Standard Arrow

CLIENT INFORMATION:

**Salinas Valley  
Memorial Hospital**  
450 E. Romie Lane  
Salinas, CA 93901

APPROVALS:

IG ACCOUNT MANAGER \_\_\_\_\_  
IG PRODUCTION MANAGER \_\_\_\_\_  
CLIENT APPROVAL \_\_\_\_\_

SALES REP:

**R. Redmon**  
DESIGNER:  
**T. West**

REVISION DATES:

- 1
- 2
- 3
- 4
- 5

VOLTAGE:  120V  
 240V

THIS ORIGINAL UNPUBLISHED DESIGN IS THE SOLE PROPERTY OF IMAGE GROUP. IT CANNOT BE REPRODUCED, COPIED OR EXHIBITED IN WHOLE OR PART, WITHOUT FIRST OBTAINING WRITTEN CONSENT FROM IMAGE GROUP. COLORS REPRESENTED IN THIS DRAWING ARE FOR PRESENTATION PURPOSES ONLY. THEY MAY NOT MATCH YOUR FINISHED PRODUCT PERFECTLY. COLOR CALL-OUTS ARE FOR REFERENCE PURPOSES ONLY.

PRIMARY ELECTRICAL TO SIGN LOCATIONS IS TO BE PROVIDED BY OTHERS. 20 AMP DEDICATED CIRCUIT(S) WITH NO SHARED NEUTRALS AND A GROUND RETURNING TO THE PANEL IS REQUIRED FOR ALL INSTALLATIONS. THIS SIGN IS INTENDED TO BE INSTALLED IN ACCORDANCE WITH THE REQUIREMENTS OF ARTICLE 600 OF THE NATIONAL ELECTRICAL CODE AND/OR OTHER APPLICABLE LOCAL CODES. THIS INCLUDES PROPER GROUNDING AND BONDING OF THE SIGN.

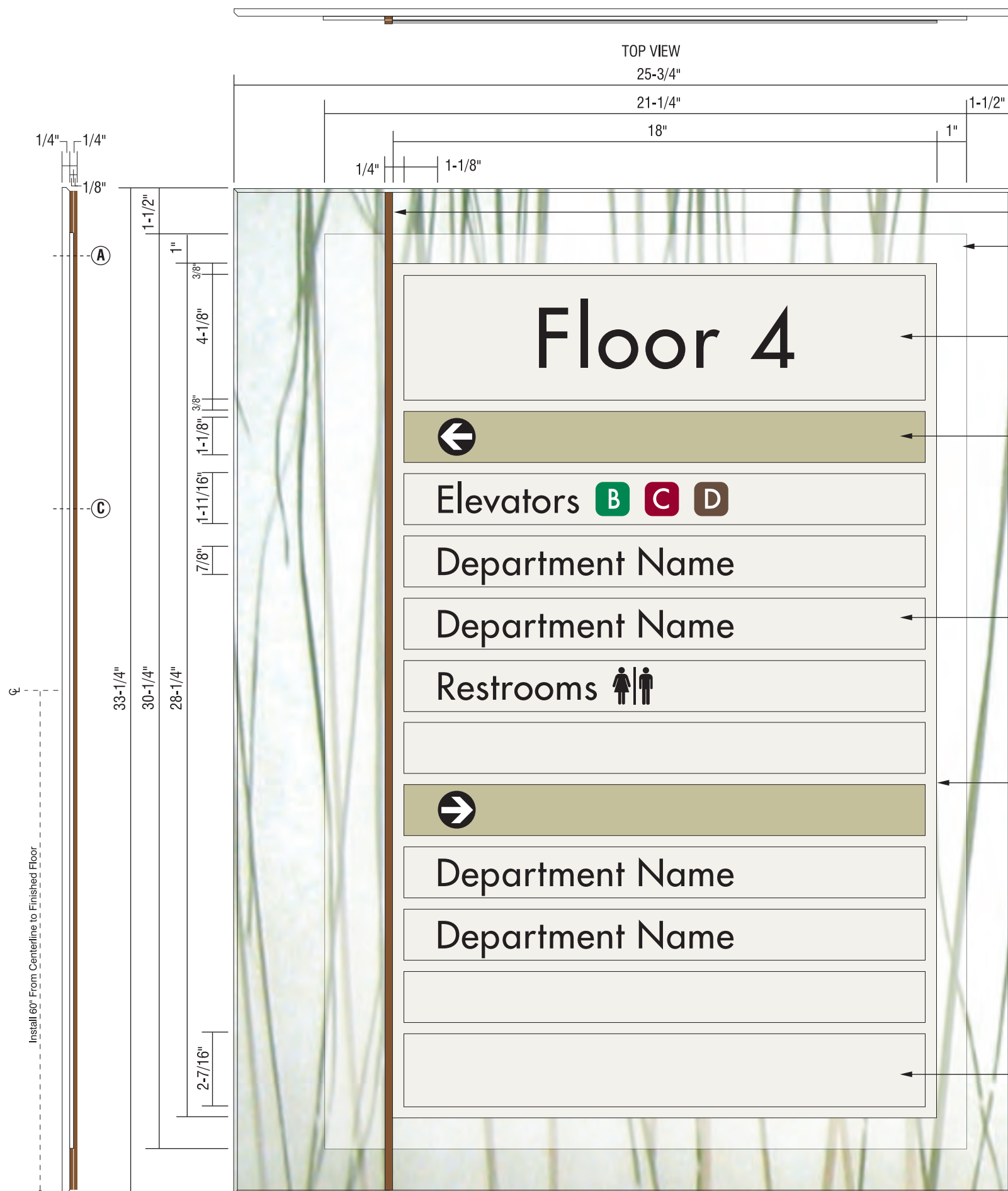
DATE:  
**4-03-2013**

PROJECT:  
**Floor 4**

DRAWING NO:  
**13-1062-00**

SIGN TYPE:  
**Index/  
Graphic Standards**





**SIDE VIEW**  
SCALE: 1/4"=1"

**DIRECTIONAL 10 STRIP - SIGN TYPE B.1**  
SCALE: 1/4"=1"

**BACKPLATE**  
1/4" THICK 3FORM BEAR GRASS LITE  
WITH 45 DEGREE CHAMFER MILLED EDGE

**PAINTED ACCENT**  
1/8" THICK CLEAR ACRYLIC FIRST SURFACE PAINTED  
COLOR: TO MATCH PMS #8582 (SATIN)  
(2) 1-1/2" PAINTED SPACERS TO FORM NOTCH THAT  
FITS OVER P-95 ACRYLIC ACCENT

**ACRYLIC ACCENT**  
1/8" THICK P-95 NON-GLARE ACRYLIC  
ACCENT WITH MILLED EDGES

**INSERT WITH KEYHOLE**  
4-1/4"h x 17-11/16"w x 20mil THICK RIGID VINYL INSERT  
FIRST SURFACE PAINTED  
COLOR: AKZO NOBEL #419-B1 (SATIN)  
FIRST SURFACE VINYL APPLIED TEXT  
2"h VINYL TEXT, 3M MATTE BLACK, #7725-22  
FONT: FUTURA MEDIUM

**INSERT WITH KEYHOLE**  
1-3/4"h x 17-11/16"w x 20mil THICK RIGID VINYL INSERT  
FIRST SURFACE PAINTED  
COLOR: TO MATCH PMS #452c (SATIN)  
FIRST SURFACE VINYL APPLIED CIRCLE AND ARROW  
1-1/8"h VINYL CIRCLE, 3M MATTE BLACK, #7725-22  
7/8"h VINYL ARROW, 3M MATTE WHITE, #7725-20

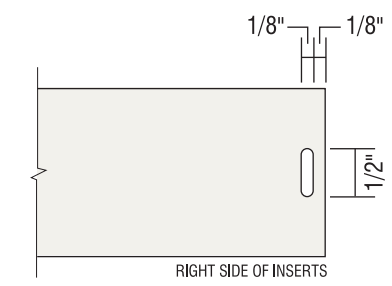
**INSERT WITH KEYHOLE**  
1-3/4"h x 17-11/16"w x 20mil THICK RIGID VINYL INSERT  
FIRST SURFACE PAINTED  
COLOR: AKZO NOBEL #419-B1 (SATIN)  
FIRST SURFACE VINYL APPLIED TEXT  
7/8"h VINYL TEXT, 3M MATTE BLACK, #7725-22  
FONT: FUTURA MEDIUM  
1-1/4"h VINYL SYMBOL, 3M MATTE BLACK, #7725-22  
1-1/8"h VINYL BOX WITH 3M MATTE WHITE LETTER,  
#7725-20

**FACEPLATE**  
1/16" THICK P-99 NON-GLARE ACRYLIC FACEPLATE  
WITH MILLED EDGES AND SECOND SURFACE PAINTED  
BORDER. AREA OF INSERT LOCATIONS TO REMAIN  
CLEAR. MOUNT TO ACRYLIC ACCENT WITH  
POLYCARBONATE SPACERS  
COLOR: AKZO NOBEL #419-B1 (SATIN)

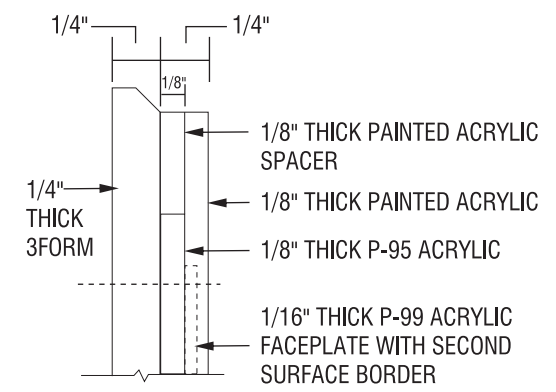
**INSTALL: VHB TAPE AND SILICONE, BOTH MUST  
BE LOCATED BEHIND THE 23-1/4"x18" SOLID  
FACEPLATE AREA, NOT TO BE SEEN THROUGH  
THE 3FORM OR P-95 ACRYLIC**

**INSERT WITH KEYHOLE**  
2-5/8"h x 17-11/16"w x 20mil THICK RIGID VINYL INSERT  
FIRST SURFACE PAINTED  
COLOR: AKZO NOBEL #419-B1 (SATIN)

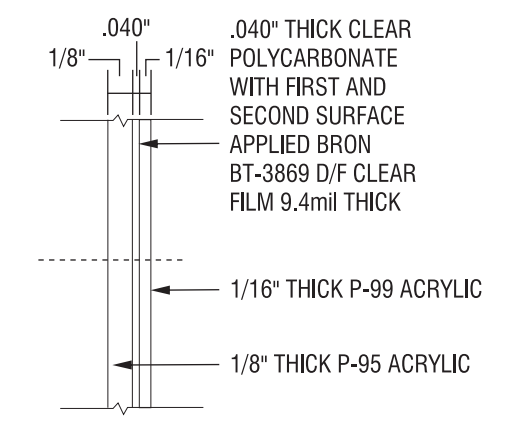
<b>A</b>	<b>B</b>	<b>C</b>	<b>D</b>
3M VIVID BLUE #7725-17	3M KELLY GREEN #7725-46	GERBER DARK BURGUNDY #220-68	GERBER DURANODIC #220-69



**INSERT KEYHOLE DETAIL**  
SCALE: 1/2"=1"

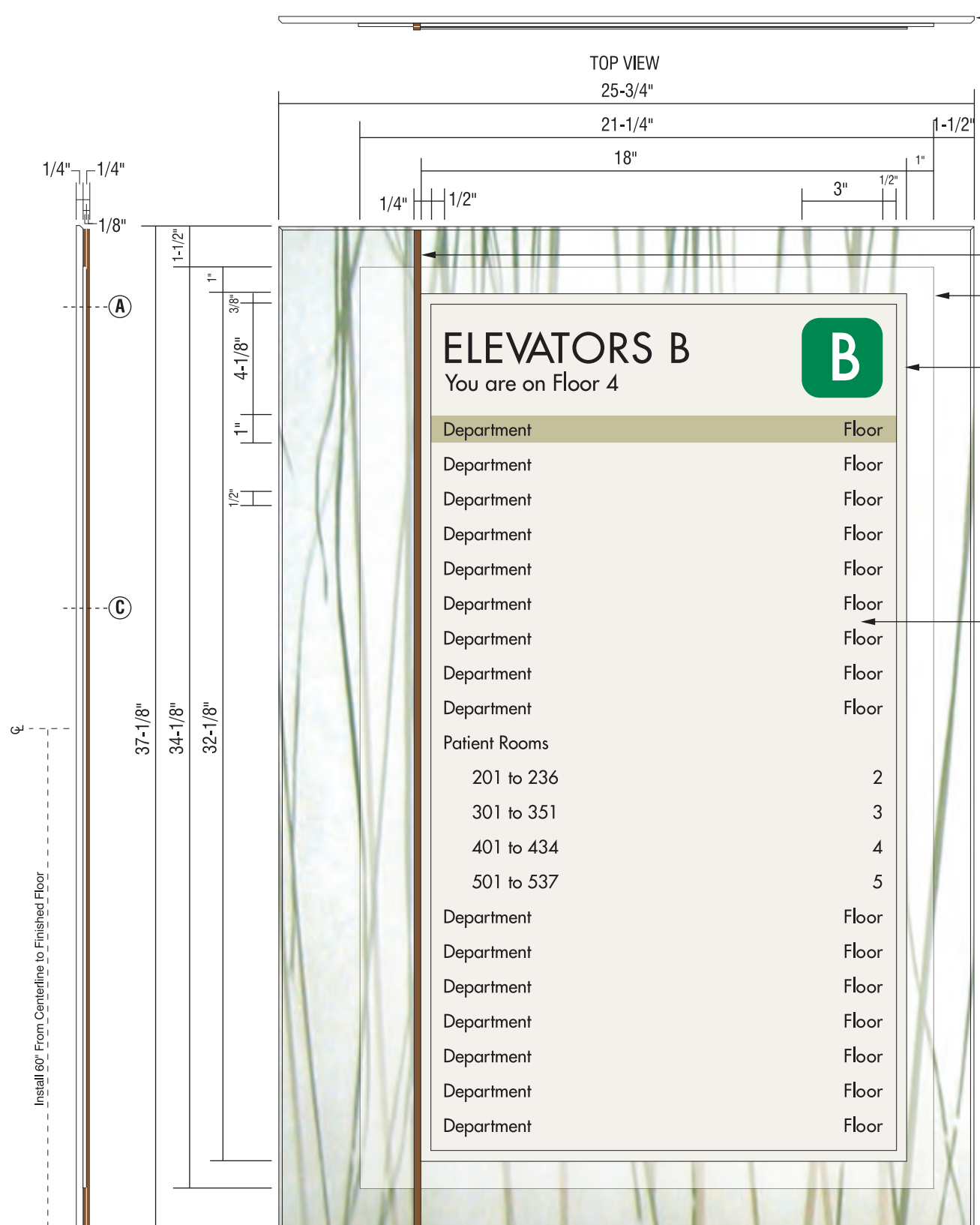


**DETAIL A - SECTION VIEW**  
SCALE: 1"=1"



**DETAIL C - SECTION VIEW**  
SCALE: 1"=1"





BACKPLATE  
1/4" THICK 3FORM BEAR GRASS LITE  
WITH 45 DEGREE CHAMFER MILLED EDGE

PAINTED ACCENT  
1/8" THICK CLEAR ACRYLIC FIRST SURFACE PAINTED  
COLOR: TO MATCH PMS #8582 (SATIN)  
(2) 1-1/2" PAINTED SPACERS TO FORM NOTCH THAT  
FITS OVER P-95 ACRYLIC ACCENT

ACRYLIC ACCENT  
1/8" THICK P-95 NON-GLARE ACRYLIC  
ACCENT WITH MILLED EDGES

FACEPLATE  
1/16" THICK P-99 NON-GLARE ACRYLIC FACEPLATE  
WITH MILLED EDGES AND SECOND SURFACE PAINTED  
BORDER. AREA OF INSERT LOCATIONS TO REMAIN  
CLEAR. MOUNT TO ACRYLIC ACCENT WITH  
POLYCARBONATE SPACERS  
COLOR: AKZO NOBEL #419-B1 (SATIN)

INSERT WITH KEYHOLE  
31-9/16"h x 17-11/16"w x 20mil THICK RIGID VINYL INSERT  
FIRST SURFACE PAINTED  
COLOR: AKZO NOBEL #419-B1 (SATIN)  
FIRST SURFACE VINYL APPLIED VINYL  
1-1/8"h, 3/4"h AND 1/2"h VINYL TEXT, 3M MATTE BLACK, #7725-22  
FONT: FUTURA MEDIUM  
1" GRAPHIC BAND, TO MATCH PMS #452c  
3" VINYL BOX WITH 1-3/4" WHITE VINYL LETTER, #7725-20  
BOX - 3M KELLY GREEN, #7725-46  
3M VIVID BLUE, #7725-17  
GERBER DARK BURGUNDY, #220-68  
GERBER DURANODIC, #220-69

INSTALL: VHB TAPE AND SILICONE, BOTH MUST  
BE LOCATED BEHIND THE 32-1/8"x18" SOLID  
FACEPLATE AREA, NOT TO BE SEEN THROUGH  
THE 3FORM OR P-95 ACRYLIC

**SIDE VIEW**  
SCALE: 3/16"=1"

**ELEVATOR DIRECTORY - SIGN TYPE C**  
SCALE: 3/16"=1"



3M  
VIVID BLUE  
#7725-17



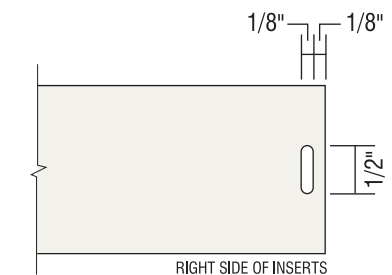
3M  
KELLY GREEN  
#7725-46



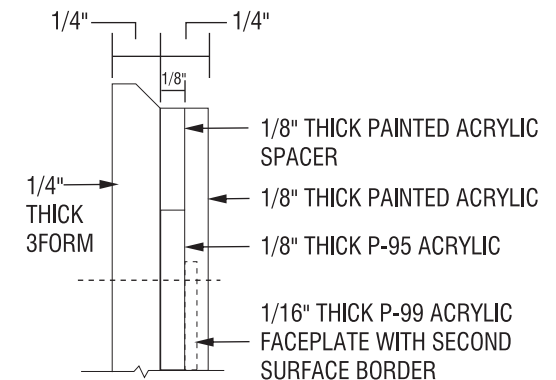
GERBER  
DARK  
BURGUNDY  
#220-68



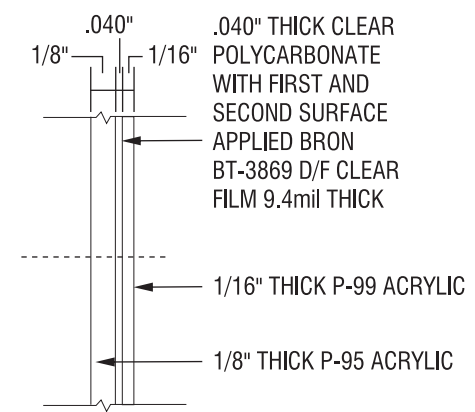
GERBER  
DURANODIC  
#220-69



**INSERT KEYHOLE DETAIL**  
SCALE: 1/2"=1"



**DETAIL A - SECTION VIEW**  
SCALE: 1"=1"



**DETAIL C - SECTION VIEW**  
SCALE: 1"=1"

CLIENT INFORMATION:

**Salinas Valley  
Memorial Hospital**  
450 E. Romie Lane  
Salinas, CA 93901

APPROVALS:

IG ACCOUNT MANAGER \_\_\_\_\_  
IG PRODUCTION MANAGER \_\_\_\_\_  
CLIENT APPROVAL \_\_\_\_\_

SALES REP:

**R. Redmon**

DESIGNER:

**T. West**

REVISION DATES:

- 1
- 2
- 3
- 4
- 5

VOLTAGE:  120V  
 240V

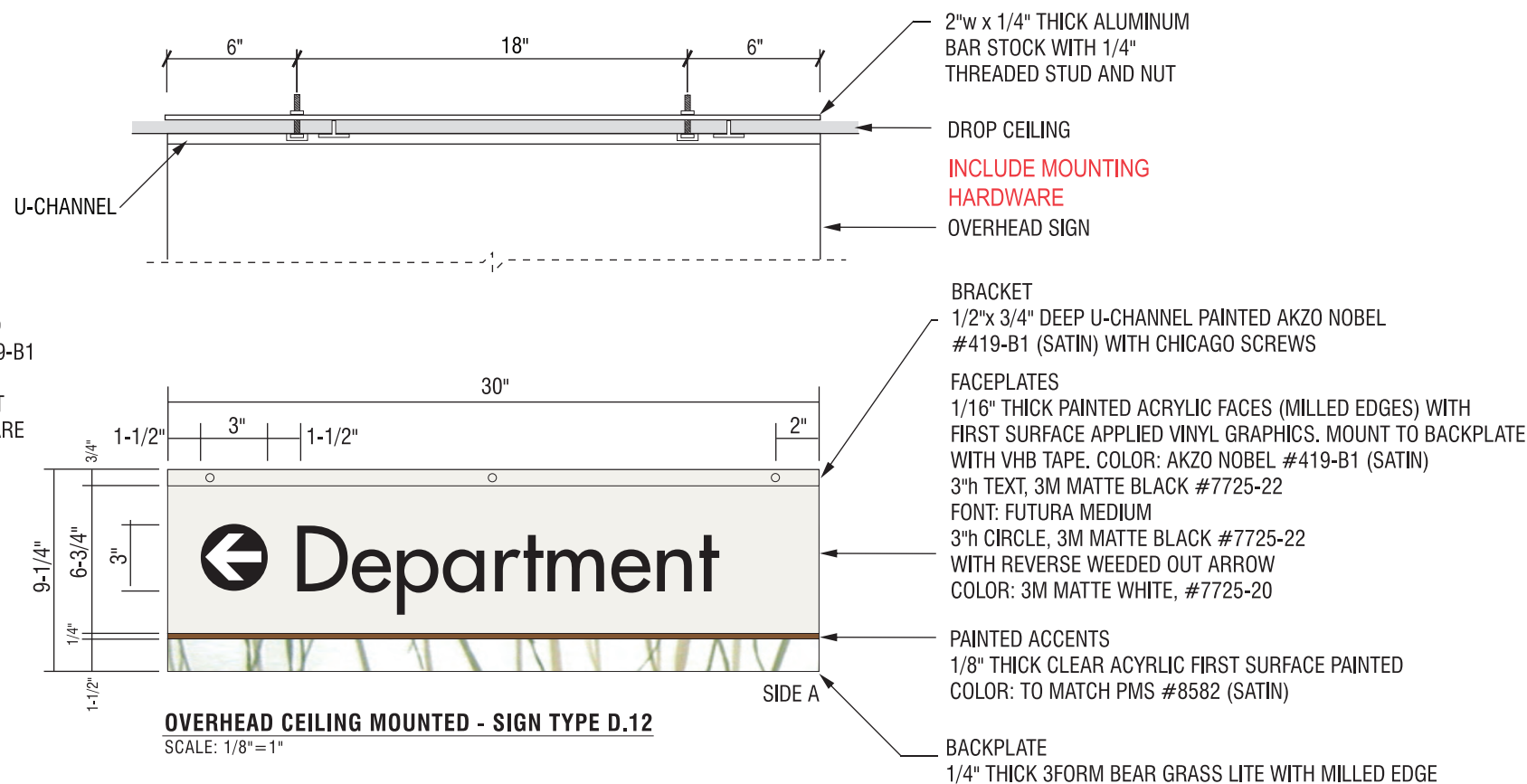
THIS ORIGINAL UNPUBLISHED DESIGN IS THE SOLE PROPERTY OF IMAGE GROUP. IT CANNOT BE REPRODUCED, COPIED OR EXHIBITED IN WHOLE OR PART, WITHOUT FIRST OBTAINING WRITTEN CONSENT FROM IMAGE GROUP. COLORS REPRESENTED IN THIS DRAWING ARE FOR PRESENTATION PURPOSES ONLY. THEY MAY NOT MATCH YOUR FINISHED PRODUCT PERFECTLY. COLOR CALL-OUTS ARE FOR REFERENCE PURPOSES ONLY.

PRIMARY ELECTRICAL TO SIGN LOCATIONS IS TO BE PROVIDED BY OTHERS. 20 AMP DEDICATED CIRCUIT(S) WITH NO SHARED NEUTRALS AND A GROUND RETURNING TO THE PANEL IS REQUIRED FOR ALL INSTALLATIONS. THIS SIGN IS INTENDED TO BE INSTALLED IN ACCORDANCE WITH THE REQUIREMENTS OF ARTICLE 600 OF THE NATIONAL ELECTRICAL CODE AND/OR OTHER APPLICABLE LOCAL CODES. THIS INCLUDES PROPER GROUNDING AND BONDING OF THE SIGN.

DATE:  
**4-03-2013**

PROJECT:  
**Floor 4**  
DRAWING NO:  
**13-1062-00**

SIGN TYPE:  
**D.12**  
**Overhead Ceiling**  
**9.25x30**



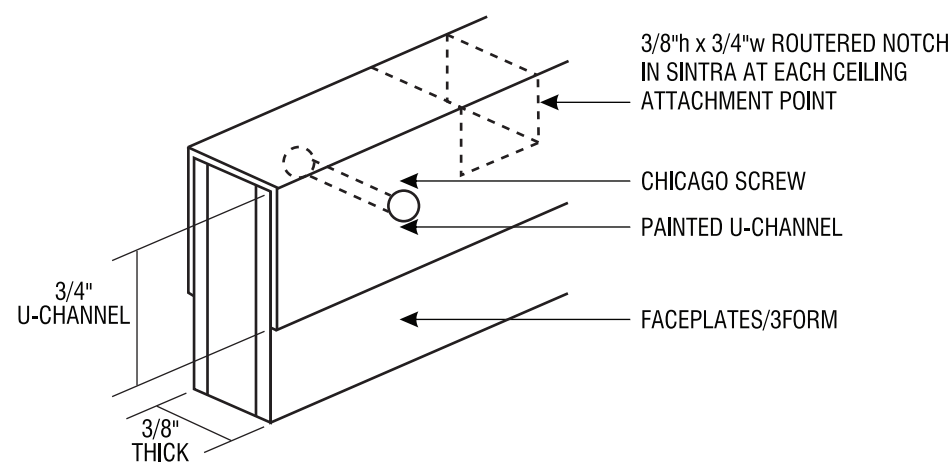
BRACKET PAINTED  
AKZO NOBEL #419-B1  
(SATIN)  
INSTALL: BRACKET  
INCLUDE HARDWARE

**SIDE VIEW**  
SCALE: 1/8"=1"

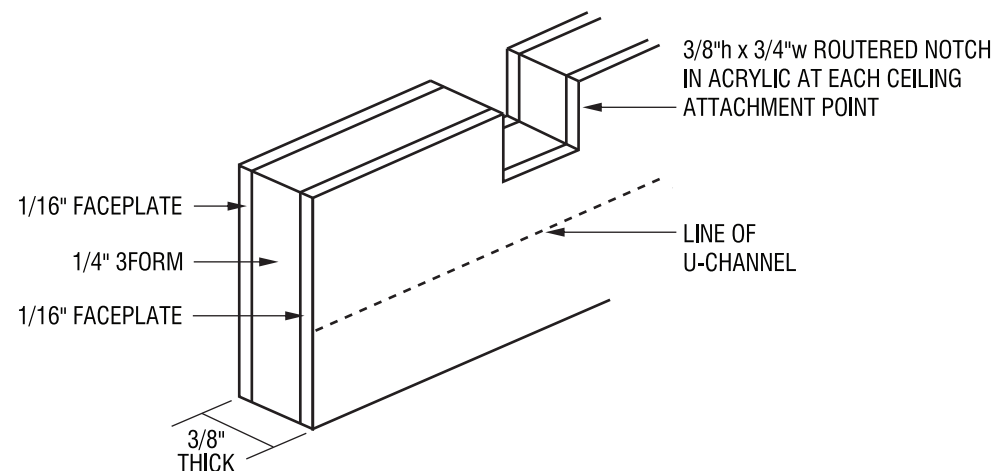
**OVERHEAD CEILING MOUNTED - SIGN TYPE D.12**  
SCALE: 1/8"=1"



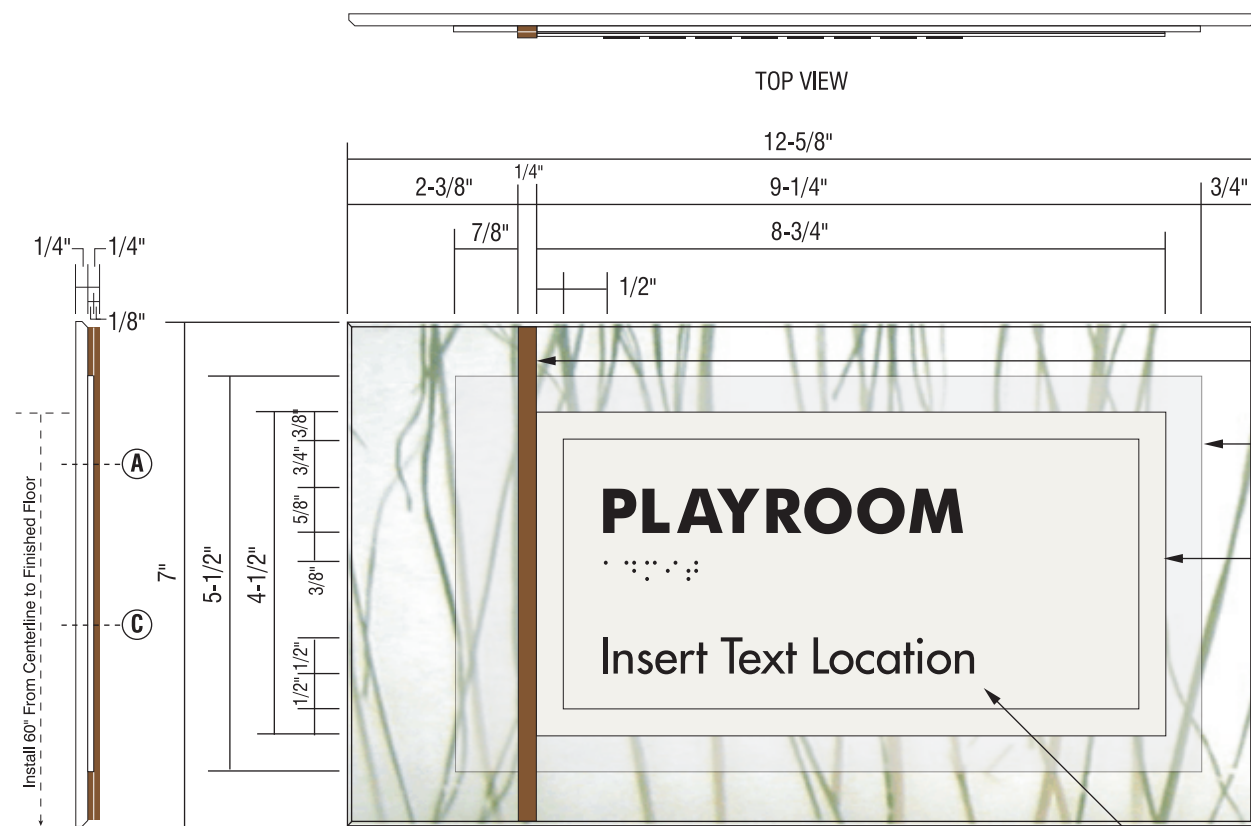
SIDE B



**CONSTRUCTION DETAIL 1**  
SCALE: NTS



**CONSTRUCTION DETAIL 2**  
SCALE: NTS



**SIDE VIEW**  
SCALE: NTS

**DEPARTMENT SMALL - SIGN TYPE G.2**  
SCALE: 3/8"=1"

← **BACKPLATE**  
1/4" THICK 3FORM BEAR GRASS LITE  
WITH 45 DEGREE CHAMFER MILLED EDGE

**PAINTED ACCENT**  
1/8" THICK CLEAR ACRYLIC FIRST SURFACE PAINTED  
COLOR: TO MATCH PMS #8582 (SATIN)  
(2) 1-1/2" PAINTED SPACERS TO FORM NOTCH THAT  
FITS OVER P-95 ACRYLIC ACCENT

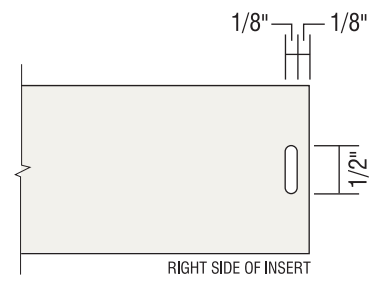
**ACRYLIC ACCENT**  
1/8" THICK P-95 NON-GLARE ACRYLIC  
ACCENT WITH MILLED EDGES

**FACEPLATE**  
1/16" THICK P-99 NON-GLARE ACRYLIC FACEPLATE  
WITH MILLED EDGES AND SECOND SURFACE PAINTED  
BORDER. AREA OF INSERT LOCATIONS TO REMAIN  
CLEAR. MOUNT TO ACRYLIC ACCENT WITH  
POLYCARBONATE SPACERS  
COLOR: AKZO NOBEL #419-B1 (SATIN)  
FIRST SURFACE OF FACEPLATE TO  
HAVE 1/32" RAISED TEXT AND BRAILLE  
5/8"h x 1/32" THICK RAISED, ADA ROWMARK LETTERS  
COLOR: BLACK  
FONT: FUTURA HV BT  
CLEAR RASTER BRAILLE - GRADE 2

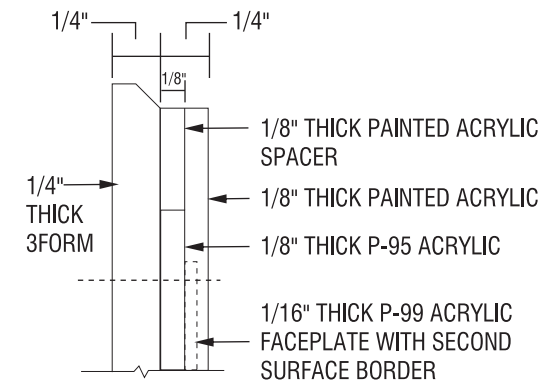
**INSERT WITH KEYHOLE**  
3-15/16"h x 8-7/16"w x 20mil THICK RIGID VINYL  
INSERT FIRST SURFACE PAINTED  
COLOR: AKZO NOBEL #419-B1 (SATIN)  
FIRST SURFACE VINYL APPLIED TEXT  
VINYL TEXT, 3M MATTE BLACK, #7725-22  
FONT: FUTURA MEDIUM

**INSTALL:** VHB TAPE AND SILICONE, BOTH MUST  
BE LOCATED BEHIND THE 4-1/2" x 8-3/4" SOLID  
FACEPLATE AREA, NOT TO BE SEEN THROUGH  
THE 3FORM OR P-95 ACRYLIC

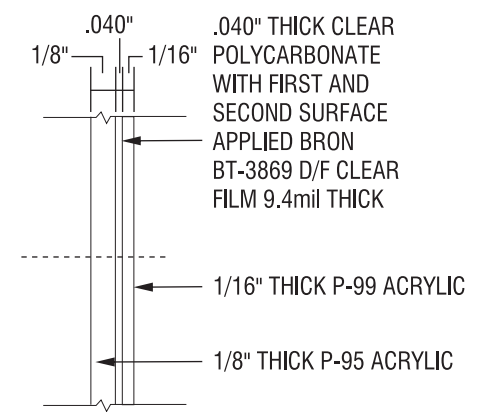
**NOTE: BRAILLE SHOWN BLACK  
FOR ILLUSTRATION PURPOSES  
ONLY. BRAILLE IS CLEAR RASTERS**



**INSERT KEYHOLE DETAIL**  
SCALE: 1/2"=1"



**DETAIL A - SECTION VIEW**  
SCALE: 1"=1"



**DETAIL C - SECTION VIEW**  
SCALE: 1"=1"

CLIENT INFORMATION:

**Salinas Valley  
Memorial Hospital**  
450 E. Romie Lane  
Salinas, CA 93901

APPROVALS:

IG ACCOUNT MANAGER \_\_\_\_\_

IG PRODUCTION MANAGER \_\_\_\_\_

CLIENT APPROVAL \_\_\_\_\_

SALES REP:

**R. Redmon**

DESIGNER:

**T. West**

REVISION DATES:

1

2

3

4

5

VOLTAGE:  120V  
 240V

THIS ORIGINAL UNPUBLISHED DESIGN IS THE SOLE PROPERTY OF IMAGE GROUP. IT CANNOT BE REPRODUCED, COPIED OR EXHIBITED IN WHOLE OR PART, WITHOUT FIRST OBTAINING WRITTEN CONSENT FROM IMAGE GROUP. COLORS REPRESENTED IN THIS DRAWING ARE FOR PRESENTATION PURPOSES ONLY. THEY MAY NOT MATCH YOUR FINISHED PRODUCT PERFECTLY. COLOR CALL-OUTS ARE FOR REFERENCE PURPOSES ONLY.

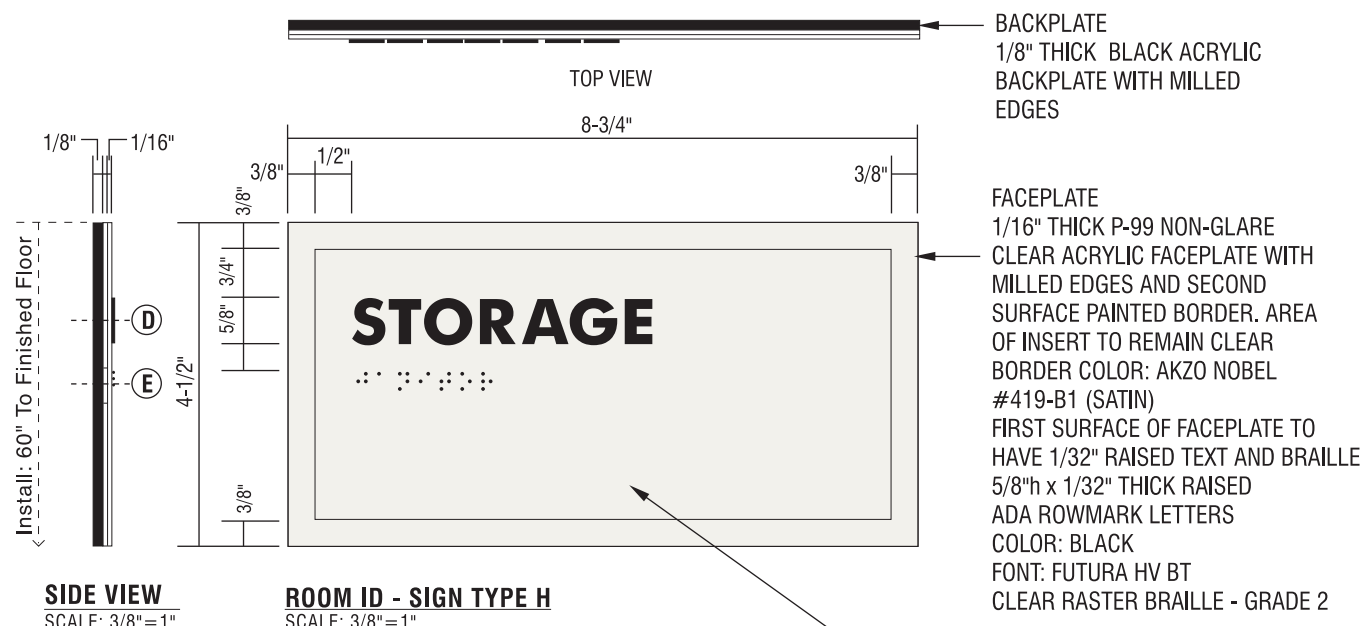
PRIMARY ELECTRICAL TO SIGN LOCATIONS IS TO BE PROVIDED BY OTHERS. 20 AMP DEDICATED CIRCUIT(S) WITH NO SHARED NEUTRALS AND A GROUND RETURNING TO THE PANEL IS REQUIRED FOR ALL INSTALLATIONS. THIS SIGN IS INTENDED TO BE INSTALLED IN ACCORDANCE WITH THE REQUIREMENTS OF ARTICLE 600 OF THE NATIONAL ELECTRICAL CODE AND/OR OTHER APPLICABLE LOCAL CODES. THIS INCLUDES PROPER GROUNDING AND BONDING OF THE SIGN.

DATE:  
**4-03-2013**

PROJECT:  
**Floor 4**

DRAWING NO:  
**13-1062-00**

SIGN TYPE:  
**H  
Room ID**



BACKPLATE  
1/8" THICK BLACK ACRYLIC  
BACKPLATE WITH MILLED  
EDGES

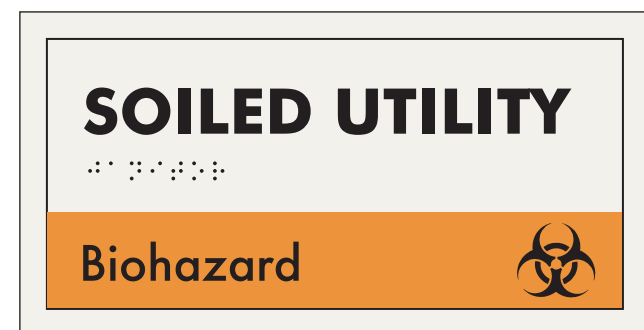
FACEPLATE  
1/16" THICK P-99 NON-GLARE  
CLEAR ACRYLIC FACEPLATE WITH  
MILLED EDGES AND SECOND  
SURFACE PAINTED BORDER. AREA  
OF INSERT TO REMAIN CLEAR  
BORDER COLOR: AKZO NOBEL  
#419-B1 (SATIN)  
FIRST SURFACE OF FACEPLATE TO  
HAVE 1/32" RAISED TEXT AND BRAILLE  
5/8"h x 1/32" THICK RAISED  
ADA ROWMARK LETTERS  
COLOR: BLACK  
FONT: FUTURA HV BT  
CLEAR RASTER BRAILLE - GRADE 2

INSERT  
3-15/16"h x 8-7/16"w x 20mil THICK  
RIGID VINYL INSERT  
FIRST SURFACE PAINTED  
COLOR: AKZO NOBEL #419-B1 (SATIN)  
FIRST SURFACE VINYL APPLIED TEXT  
VINYL TEXT, 3M MATTE BLACK,  
#7725-22  
FONT: FUTURA MEDIUM

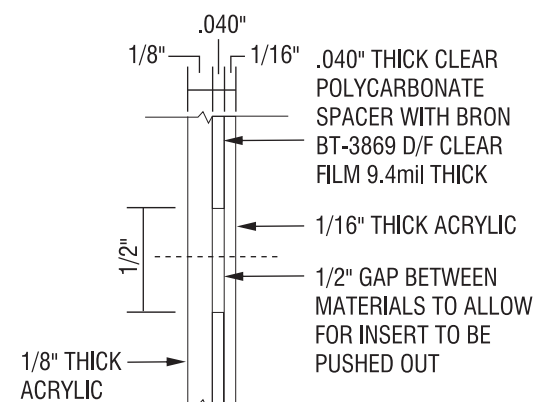
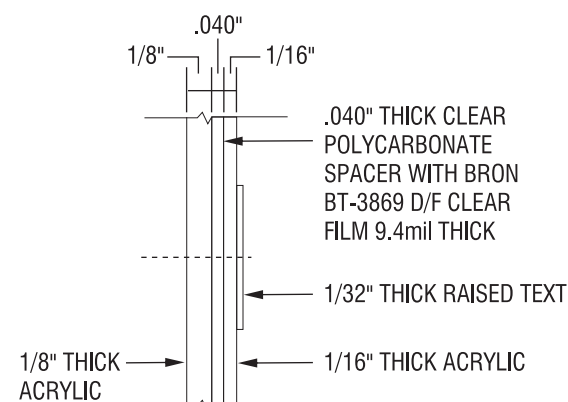
INSTALL: VHB TAPE AND  
SILICONE. INSTALL 3" FROM  
DOOR FRAME

NOTE: BRAILLE SHOWN BLACK  
FOR ILLUSTRATION PURPOSES  
ONLY. BRAILLE IS CLEAR RASTERS

ADDITIONAL LAYOUT



1/2"h TEXT, 1"h SYMBOL, BAND = 3M Light Orange #7725-54



**DETAIL D - SECTION VIEW**  
SCALE: 1"=1"

**DETAIL E - SECTION VIEW**  
SCALE: 1"=1"



CLIENT INFORMATION:

**Salinas Valley  
Memorial Hospital**  
450 E. Romie Lane  
Salinas, CA 93901

APPROVALS:

IG ACCOUNT MANAGER \_\_\_\_\_  
IG PRODUCTION MANAGER \_\_\_\_\_  
CLIENT APPROVAL \_\_\_\_\_

SALES REP:

**R. Redmon**  
DESIGNER:  
**T. West**

REVISION DATES:

- 1
- 2
- 3
- 4
- 5

VOLTAGE:  120V  
 240V

THIS ORIGINAL UNPUBLISHED DESIGN IS THE SOLE PROPERTY OF IMAGE GROUP. IT CANNOT BE REPRODUCED, COPIED OR EXHIBITED IN WHOLE OR PART, WITHOUT FIRST OBTAINING WRITTEN CONSENT FROM IMAGE GROUP. COLORS REPRESENTED IN THIS DRAWING ARE FOR PRESENTATION PURPOSES ONLY. THEY MAY NOT MATCH YOUR FINISHED PRODUCT PERFECTLY. COLOR CALL-OUTS ARE FOR REFERENCE PURPOSES ONLY.

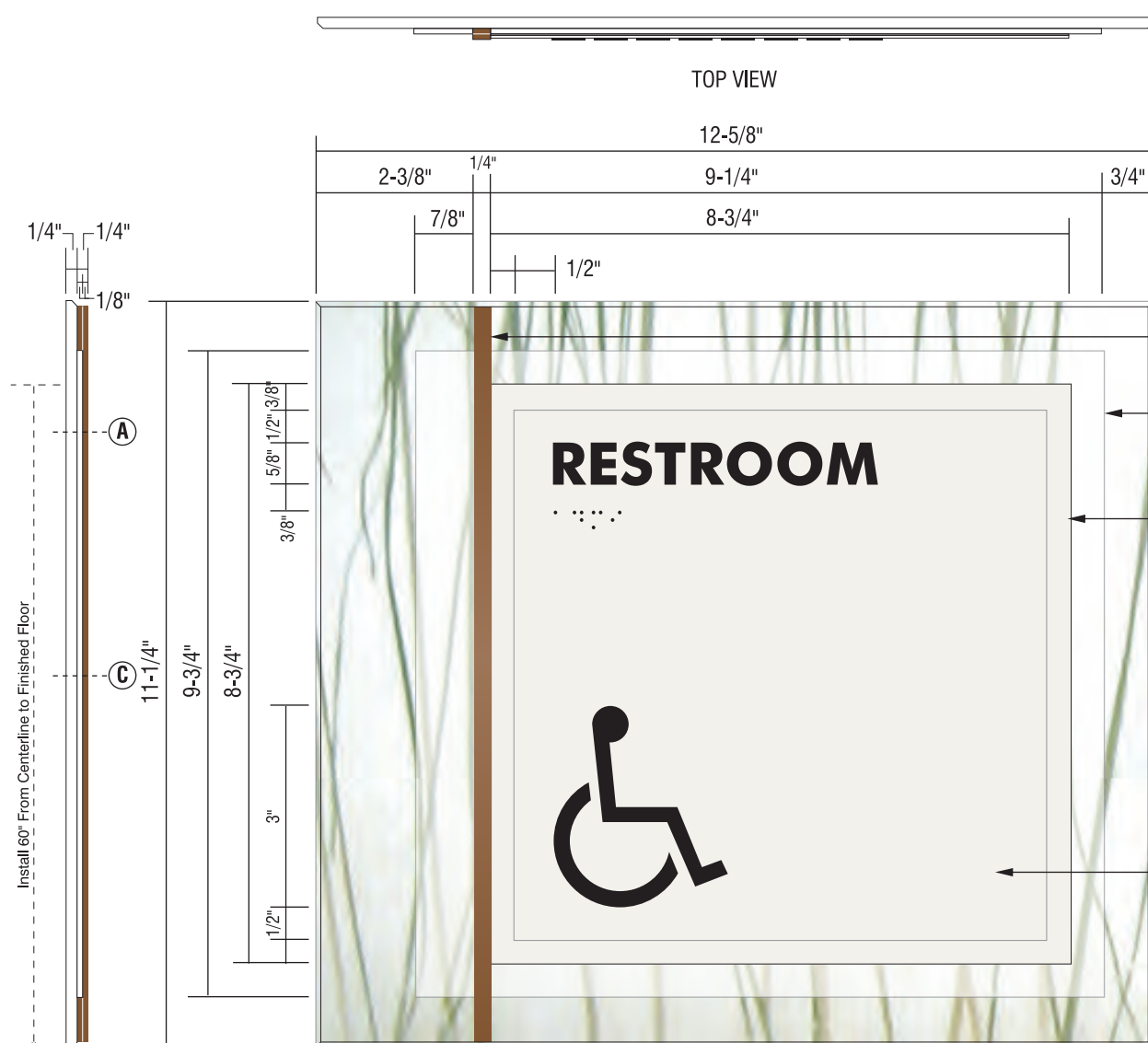
PRIMARY ELECTRICAL TO SIGN LOCATIONS IS TO BE PROVIDED BY OTHERS. 20 AMP DEDICATED CIRCUIT(S) WITH NO SHARED NEUTRALS AND A GROUND RETURNING TO THE PANEL IS REQUIRED FOR ALL INSTALLATIONS. THIS SIGN IS INTENDED TO BE INSTALLED IN ACCORDANCE WITH THE REQUIREMENTS OF ARTICLE 600 OF THE NATIONAL ELECTRICAL CODE AND/OR OTHER APPLICABLE LOCAL CODES. THIS INCLUDES PROPER GROUNDING AND BONDING OF THE SIGN.

DATE:  
**4-03-2013**

PROJECT:  
**Floor 4**

DRAWING NO:  
**13-1062-00**

SIGN TYPE:  
**J**  
**Restroom ID**



BACKPLATE  
1/4" THICK 3FORM BEAR GRASS LITE  
WITH 45 DEGREE CHAMFER MILLED EDGE

PAINTED ACCENT  
1/8" THICK CLEAR ACYRLIC FIRST SURFACE PAINTED  
COLOR: TO MATCH PMS #8582 (SATIN)  
(2) 1-1/2" PAINTED SPACERS TO FORM NOTCH THAT  
FITS OVER P-95 ACRYLIC ACCENT

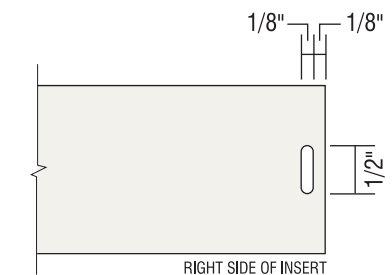
ACRYLIC ACCENT  
1/8" THICK P-95 NON-GLARE ACRYLIC  
ACCENT WITH MILLED EDGES

FACEPLATE  
1/16" THICK P-99 NON-GLARE ACRYLIC FACEPLATE  
WITH MILLED EDGES AND SECOND SURFACE PAINTED  
BORDER. AREA OF INSERT LOCATIONS TO REMAIN  
CLEAR. MOUNT TO ACRYLIC ACCENT WITH  
POLYCARBONATE SPACERS  
COLOR: AKZO NOBEL #419-B1 (SATIN)  
FIRST SURFACE OF FACEPLATE TO  
HAVE 1/32" RAISED TEXT AND BRAILLE  
5/8"h x 1/32" THICK RAISED, ADA ROWMARK LETTERS  
COLOR: BLACK  
FONT: FUTURA MD BT  
CLEAR RASTER BRAILLE - GRADE 2

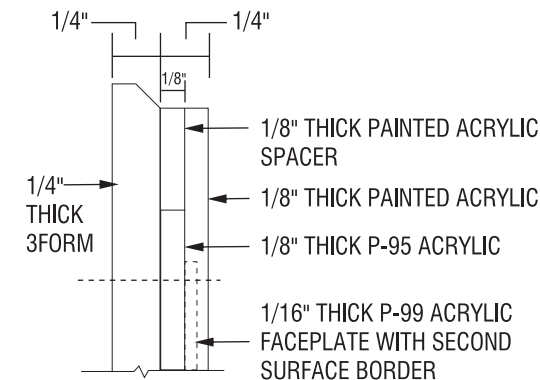
INSERT WITH KEYHOLE  
8-3/16"h x 8-7/16"w x 20mil THICK RIGID VINYL  
INSERT FIRST SURFACE PAINTED  
COLOR: AKZO NOBEL #419-B1 (SATIN)  
FIRST SURFACE VINYL APPLIED TEXT  
VINYL TEXT, 3M MATTE BLACK, #7725-22  
FONT: FUTURA MEDIUM

INSTALL: VHB TAPE AND SILICONE, BOTH MUST  
BE LOCATED BEHIND THE 4-1/2" x 8-3/4" SOLID  
FACEPLATE AREA, NOT TO BE SEEN THROUGH  
THE 3FORM OR P-95 ACRYLIC

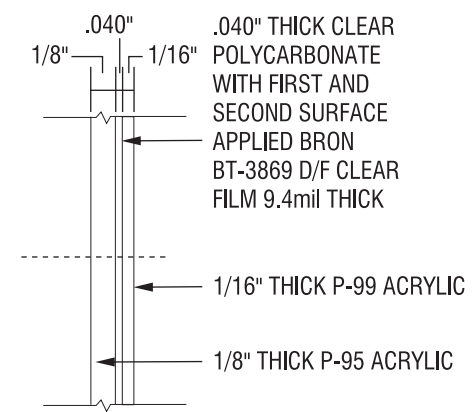
NOTE: BRAILLE SHOWN BLACK  
FOR ILLUSTRATION PURPOSES  
ONLY. BRAILLE IS CLEAR RASTERS



INSERT KEYHOLE DETAIL  
SCALE: 1/2"=1"



DETAIL A - SECTION VIEW  
SCALE: 1"=1"

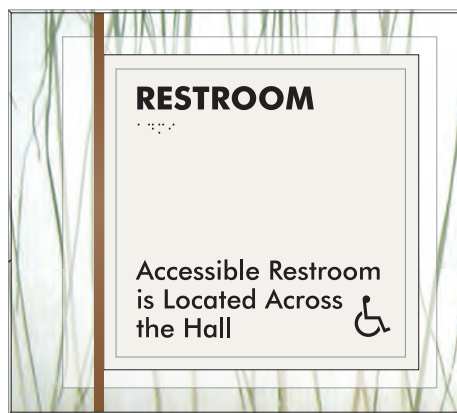


DETAIL C - SECTION VIEW  
SCALE: 1"=1"

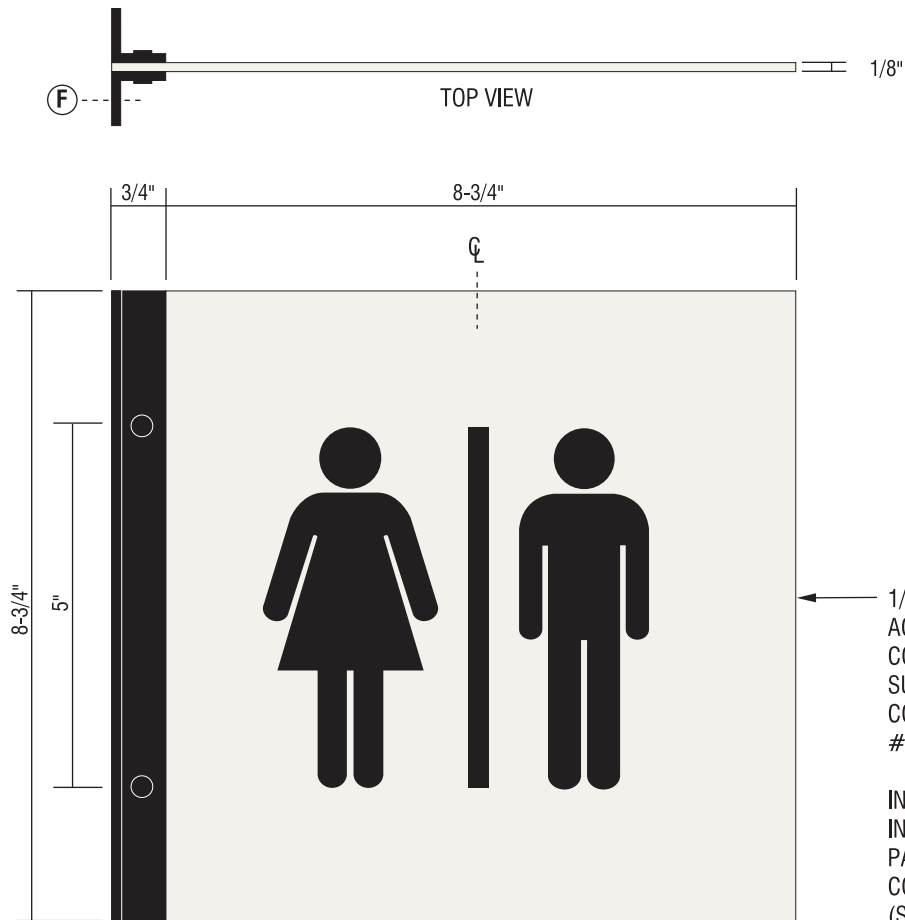
SIDE VIEW  
SCALE: NTS

RESTROOM ID - SIGN TYPE J  
SCALE: 3/8"=1"

ADDITIONAL LAYOUT




INSERT: 1/2"h TEXT, 1-1/8"h SYMBOL




**PROJECTING ID - SIGN TYPE J.2**  
SCALE: 3/8"=1"

1/8" THICK SURFACE PAINTED ACRYLIC WITH MILLED EDGES  
COLOR: AKZO NOBEL #419-B1 (SATIN)  
SURFACE APPLIED VINYL  
COLOR: 3M MATTE BLACK #7725-22

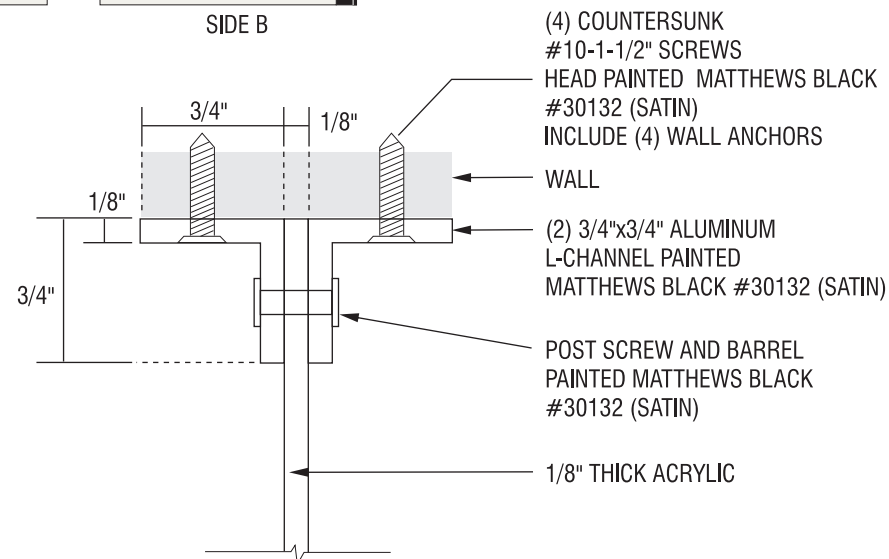
INSTALL: WALL BRACKET, INCLUDE HARDWARE WITH PAINTED FINISH  
COLOR: MATTHEWS BLACK #30132 (SATIN)



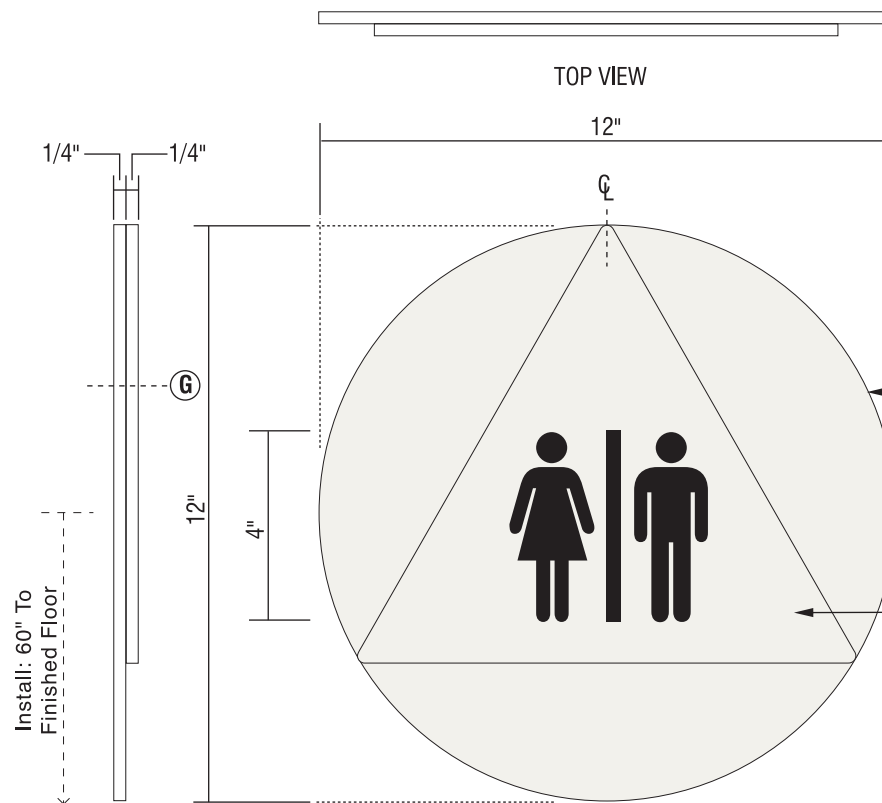
SIDE A



SIDE B



**DETAIL F - BRACKET DETAIL**  
SCALE: 1"=1"



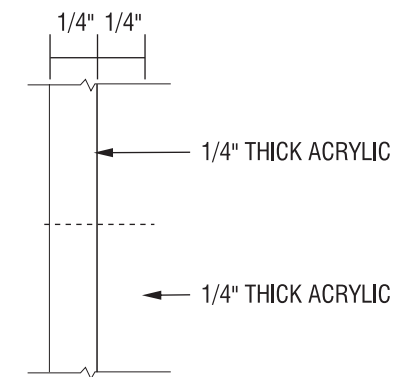
**SIDE VIEW**  
SCALE: 1/4"=1"

**UNISEX RESTROOM ID - SIGN TYPE J.3**  
SCALE: 1/4"=1"

1/4" THICK P-99 NON-GLARE CLEAR ACRYLIC BACKPLATE WITH MILLED EDGES AND SECOND SURFACE PAINTED BACKGROUND  
COLOR: AKZO NOBEL #419-B1 (SATIN)

1/4" THICK P-99 NON-GLARE CLEAR ACRYLIC FACEPLATE WITH MILLED EDGES AND SECOND SURFACE PAINTED BACKGROUND  
COLOR: AKZO NOBEL #419-B1 (SATIN)  
SECOND SURFACE APPLIED VINYL GRAPHICS  
GRAPHICS: 3M BLACK VINYL #7725-22

INSTALL: VHB TAPE AND SILICONE



**DETAIL G - SECTION VIEW**  
SCALE: 1"=1"

CLIENT INFORMATION:

**Salinas Valley Memorial Hospital**  
450 E. Romie Lane  
Salinas, CA 93901

APPROVALS:

IG ACCOUNT MANAGER \_\_\_\_\_  
IG PRODUCTION MANAGER \_\_\_\_\_  
CLIENT APPROVAL \_\_\_\_\_

SALES REP:

**R. Redmon**  
DESIGNER:  
**T. West**

REVISION DATES:

- 1
- 2
- 3
- 4
- 5

VOLTAGE:  120V  
 240V

THIS ORIGINAL UNPUBLISHED DESIGN IS THE SOLE PROPERTY OF IMAGE GROUP. IT CANNOT BE REPRODUCED, COPIED OR EXHIBITED IN WHOLE OR PART, WITHOUT FIRST OBTAINING WRITTEN CONSENT FROM IMAGE GROUP. COLORS REPRESENTED IN THIS DRAWING ARE FOR PRESENTATION PURPOSES ONLY. THEY MAY NOT MATCH YOUR FINISHED PRODUCT PERFECTLY. COLOR CALL-OUTS ARE FOR REFERENCE PURPOSES ONLY.

PRIMARY ELECTRICAL TO SIGN LOCATIONS IS TO BE PROVIDED BY OTHERS. 20 AMP DEDICATED CIRCUIT(S) WITH NO SHARED NEUTRALS AND A GROUND RETURNING TO THE PANEL IS REQUIRED FOR ALL INSTALLATIONS. THIS SIGN IS INTENDED TO BE INSTALLED IN ACCORDANCE WITH THE REQUIREMENTS OF ARTICLE 600 OF THE NATIONAL ELECTRICAL CODE AND/OR OTHER APPLICABLE LOCAL CODES. THIS INCLUDES PROPER GROUNDING AND BONDING OF THE SIGN.

DATE:  
**4-03-2013**

PROJECT:  
**Floor 4**

DRAWING NO:  
**13-1062-00**

SIGN TYPE:  
**J.2 J.3**  
**Projecting ID**  
**Restroom ID**

CLIENT INFORMATION:

**Salinas Valley  
Memorial Hospital**  
450 E. Romie Lane  
Salinas, CA 93901

APPROVALS:

IG ACCOUNT MANAGER \_\_\_\_\_

IG PRODUCTION MANAGER \_\_\_\_\_

CLIENT APPROVAL \_\_\_\_\_

SALES REP:

**R. Redmon**

DESIGNER:

**T. West**

REVISION DATES:

- 1
- 2
- 3
- 4
- 5

VOLTAGE:  120V  
 240V

THIS ORIGINAL UNPUBLISHED DESIGN IS THE SOLE PROPERTY OF IMAGE GROUP. IT CANNOT BE REPRODUCED, COPIED OR EXHIBITED IN WHOLE OR PART, WITHOUT FIRST OBTAINING WRITTEN CONSENT FROM IMAGE GROUP. COLORS REPRESENTED IN THIS DRAWING ARE FOR PRESENTATION PURPOSES ONLY. THEY MAY NOT MATCH YOUR FINISHED PRODUCT PERFECTLY. COLOR CALL-OUTS ARE FOR REFERENCE PURPOSES ONLY.

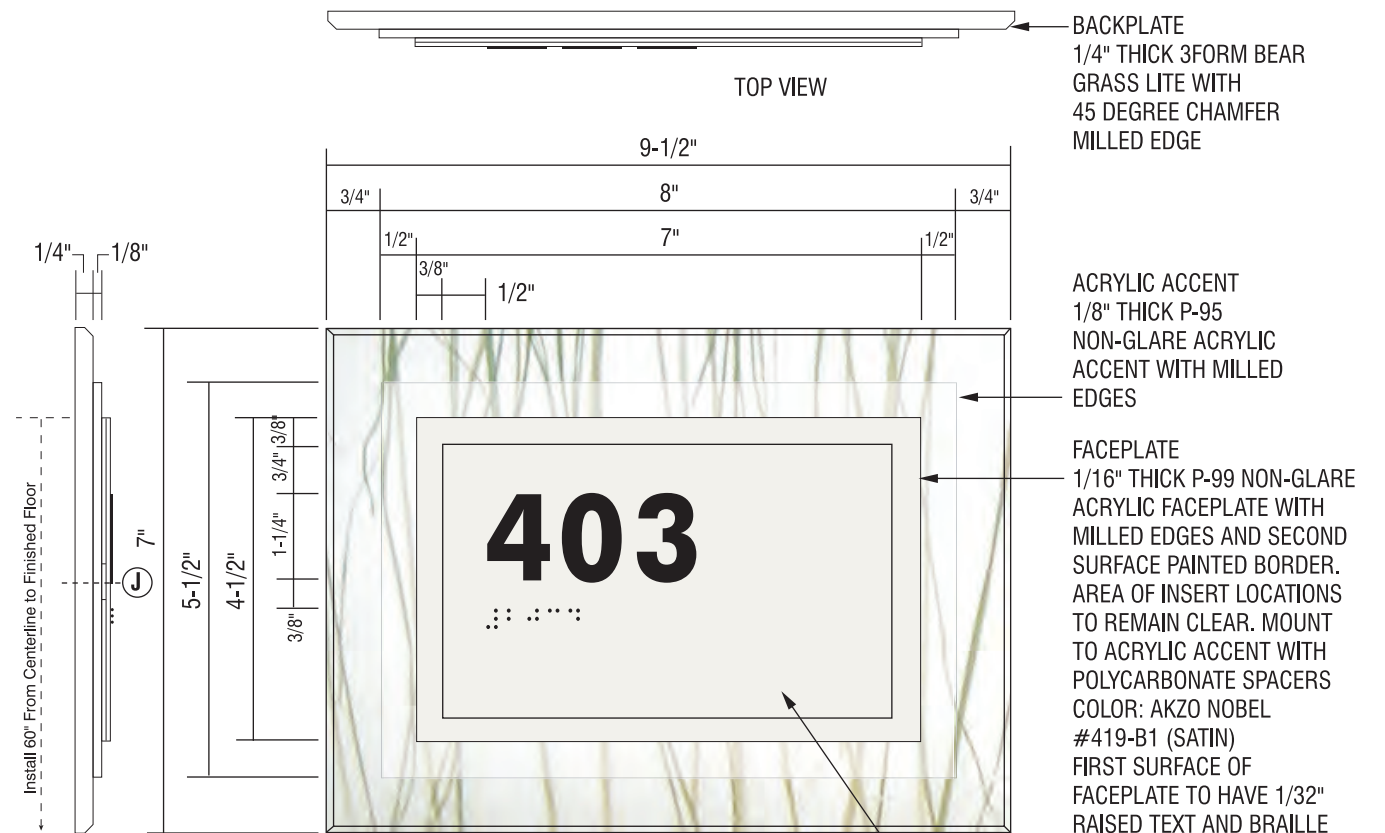
PRIMARY ELECTRICAL TO SIGN LOCATIONS IS TO BE PROVIDED BY OTHERS. 20 AMP DEDICATED CIRCUIT(S) WITH NO SHARED NEUTRALS AND A GROUND RETURNING TO THE PANEL IS REQUIRED FOR ALL INSTALLATIONS. THIS SIGN IS INTENDED TO BE INSTALLED IN ACCORDANCE WITH THE REQUIREMENTS OF ARTICLE 600 OF THE NATIONAL ELECTRICAL CODE AND/OR OTHER APPLICABLE LOCAL CODES. THIS INCLUDES PROPER GROUNDING AND BONDING OF THE SIGN.

DATE:  
**4-03-2013**

PROJECT:  
**Floor 4**

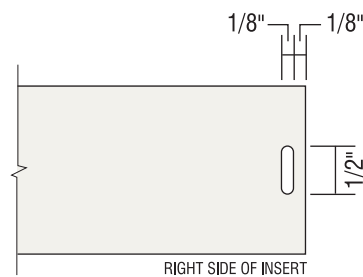
DRAWING NO:  
**13-1062-00**

SIGN TYPE:  
**K  
Patient Room ID**

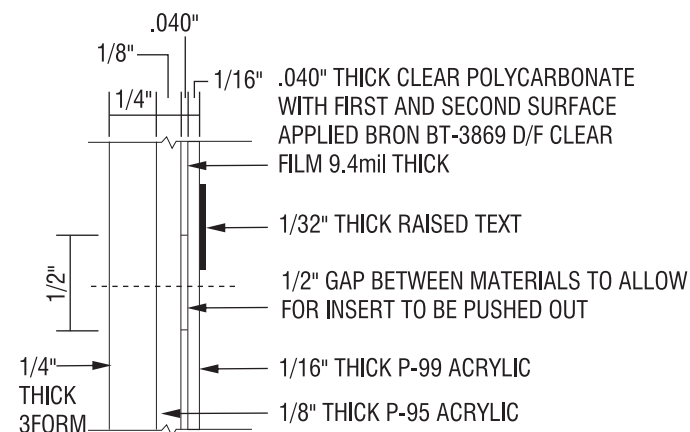


**SIDE VIEW**  
SCALE: 3/8" = 1"

**PATIENT ROOM ID - SIGN TYPE K**  
SCALE: 3/8" = 1"



**INSERT KEYHOLE DETAIL**  
SCALE: 1/2" = 1"



**DETAIL J - SECTION VIEW**  
SCALE: 1" = 1"

BACKPLATE  
1/4" THICK 3FORM BEAR  
GRASS LITE WITH  
45 DEGREE CHAMFER  
MILLED EDGE

ACRYLIC ACCENT  
1/8" THICK P-95  
NON-GLARE ACRYLIC  
ACCENT WITH MILLED  
EDGES

FACEPLATE  
1/16" THICK P-99 NON-GLARE  
ACRYLIC FACEPLATE WITH  
MILLED EDGES AND SECOND  
SURFACE PAINTED BORDER.  
AREA OF INSERT LOCATIONS  
TO REMAIN CLEAR. MOUNT  
TO ACRYLIC ACCENT WITH  
POLYCARBONATE SPACERS  
COLOR: AKZO NOBEL  
#419-B1 (SATIN)  
FIRST SURFACE OF  
FACEPLATE TO HAVE 1/32"  
RAISED TEXT AND BRAILLE  
1-1/4"x x 1/32" THICK RAISED,  
ADA ROWMARK LETTERS  
COLOR: BLACK  
FONT: FUTURA HV BT  
CLEAR RASTER BRAILLE  
GRADE 2

INSERT WITH KEYHOLE  
3-15/16"h x 6-11/16"w  
20mil THICK RIGID VINYL  
INSERT FIRST SURFACE PAINTED  
COLOR: AKZO NOBEL #419-B1  
(SATIN)  
FIRST SURFACE VINYL APPLIED  
TEXT  
VINYL TEXT, 3M MATTE BLACK,  
#7725-22  
FONT: FUTURA MEDIUM

INSTALL: VHB TAPE AND  
SILICONE, BOTH MUST BE  
LOCATED BEHIND THE  
4-1/2" x 7" SOLID FACEPLATE  
AREA, NOT TO BE SEEN  
THROUGH THE 3FORM OR  
P-95 ACRYLIC

**NOTE: BRAILLE SHOWN BLACK  
FOR ILLUSTRATION PURPOSES  
ONLY. BRAILLE IS CLEAR  
RASTERS**

ADDITIONAL LAYOUT





BACKPLATE  
1/8" THICK BLACK ACRYLIC  
BACKPLATE WITH MILLED  
EDGES

FACEPLATE  
1/16" THICK P-99 NON-GLARE  
CLEAR ACRYLIC FACEPLATE WITH  
MILLED EDGES AND SECOND  
SURFACE PAINTED BORDER. AREA  
OF INSERT TO REMAIN CLEAR  
BORDER COLOR: AKZO NOBEL  
#419-B1 (SATIN)  
FIRST SURFACE OF FACEPLATE TO  
HAVE 1/32" RAISED TEXT AND BRAILLE  
3/4"h x 1/32" THICK RAISED  
ADA ROWMARK LETTERS  
COLOR: BLACK  
FONT: FUTURA MD BT  
CLEAR RASTER BRAILLE - GRADE 2

INSERT  
11"h x 8-3/4"w x 20mil THICK  
RIGID VINYL INSERT  
FIRST SURFACE PAINTED  
COLOR: AKZO NOBEL #419-B1 (SATIN)  
FIRST SURFACE VINYL APPLIED TEXT  
AND SYMBOL  
3/8"h VINYL TEXT, 3M MATTE BLACK,  
#7725-22  
3M CARDINAL RED #7725-53  
FONT: FUTURA MD BT

INSTALL: VHB TAPE AND SILICONE.  
INSTALL 3" FROM DOOR FRAME

NOTE: BRAILLE SHOWN BLACK  
FOR ILLUSTRATION PURPOSES  
ONLY. BRAILLE IS CLEAR RASTERS

SIDE VIEW  
SCALE: 3/8"=1"

STAIR ID - SIGN TYPE L  
SCALE: 3/8"=1"



BACKPLATE  
1/8" THICK BLACK ACRYLIC  
BACKPLATE WITH MILLED  
EDGES

FACEPLATE  
1/16" THICK P-99 NON-GLARE  
CLEAR ACRYLIC FACEPLATE WITH  
MILLED EDGES AND SECOND  
SURFACE PAINTED BACKGROUND  
COLOR: AKZO NOBEL #419-B1 (SATIN)  
FIRST SURFACE OF FACEPLATE TO  
HAVE 1/32" RAISED TEXT AND BRAILLE  
3/4"h x 1/32" THICK RAISED  
ADA ROWMARK LETTERS  
COLOR: BLACK  
SYMBOL: ADA ROWMARK RED  
FONT: FUTURA MD BT  
CLEAR RASTER BRAILLE - GRADE 2

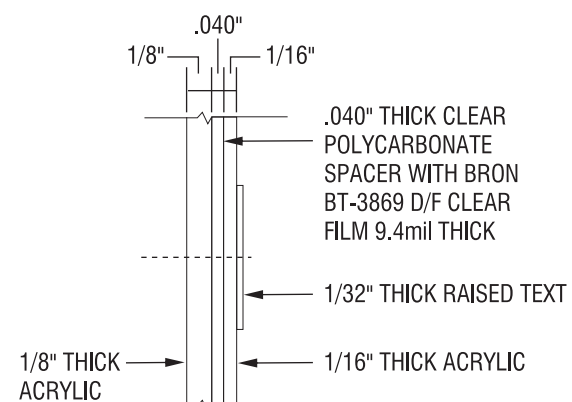
INSTALL: VHB TAPE AND SILICONE.  
INSTALL 3" FROM DOOR FRAME

NOTE: BRAILLE SHOWN BLACK  
FOR ILLUSTRATION PURPOSES  
ONLY. BRAILLE IS CLEAR RASTERS

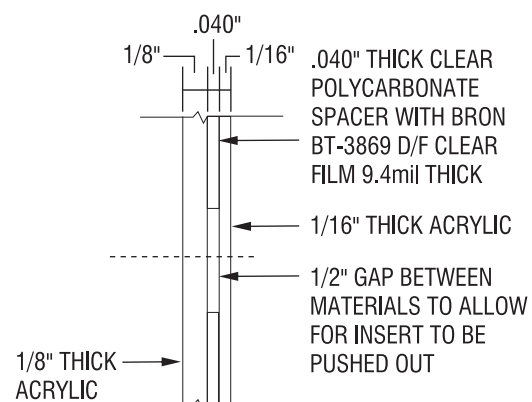
VINYL TEXT  
3/8"h VINYL TEXT APPLIED TO  
FACEPLATE SURFACE  
COLOR: 3M MATTE BLACK #7725-22

SIDE VIEW  
SCALE: 3/8"=1"

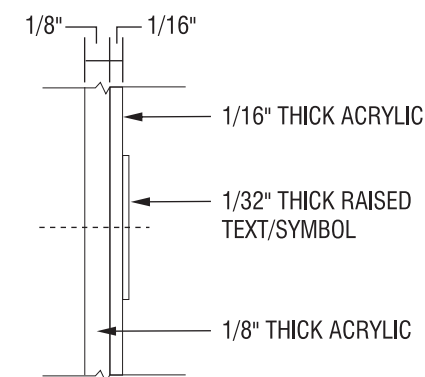
STAIR ID - SIGN TYPE L.10  
SCALE: 3/8"=1"



DETAIL D - SECTION VIEW  
SCALE: 1"=1"



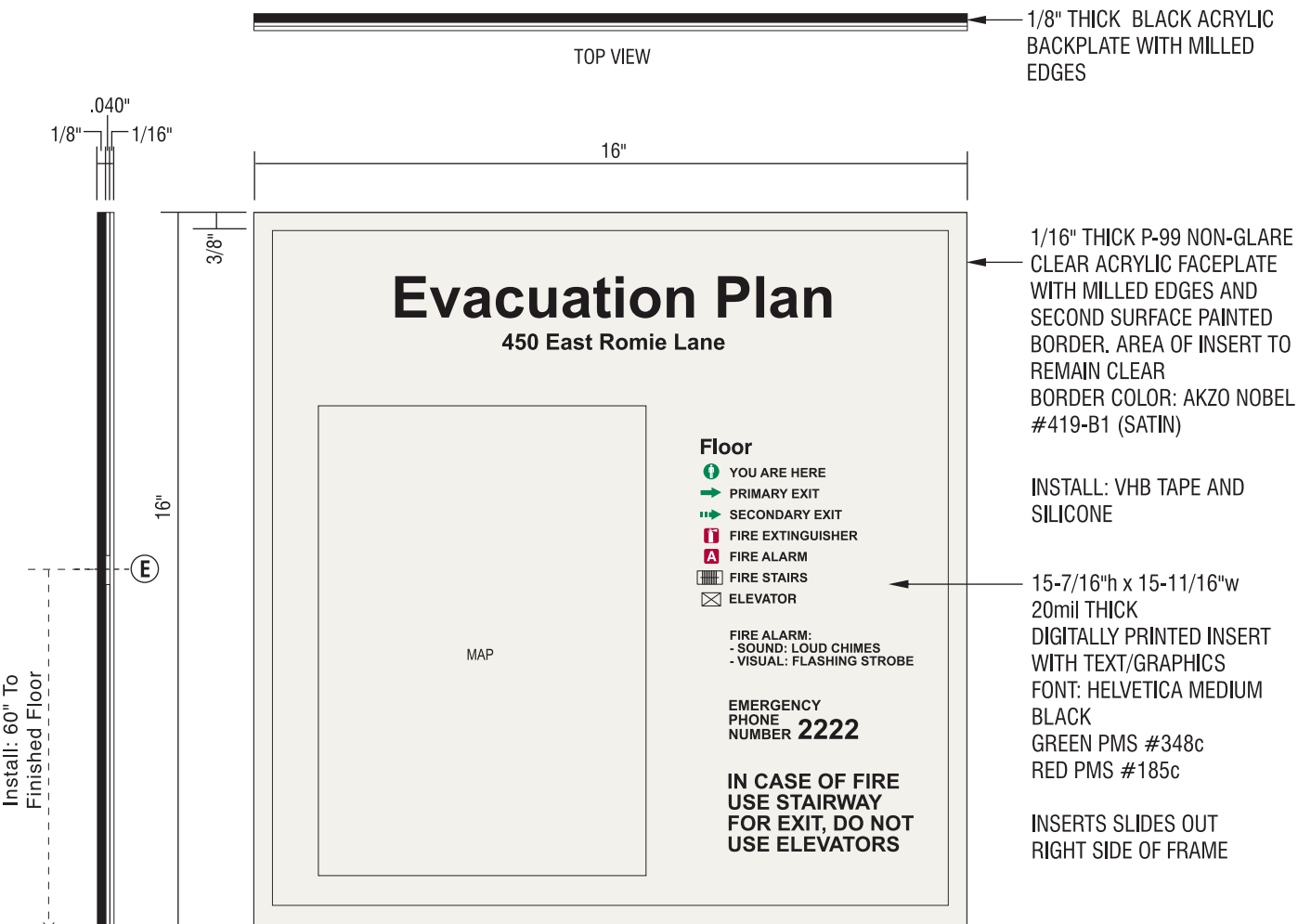
DETAIL E - SECTION VIEW  
SCALE: 1"=1"



DETAIL K - SECTION VIEW  
SCALE: 1"=1"

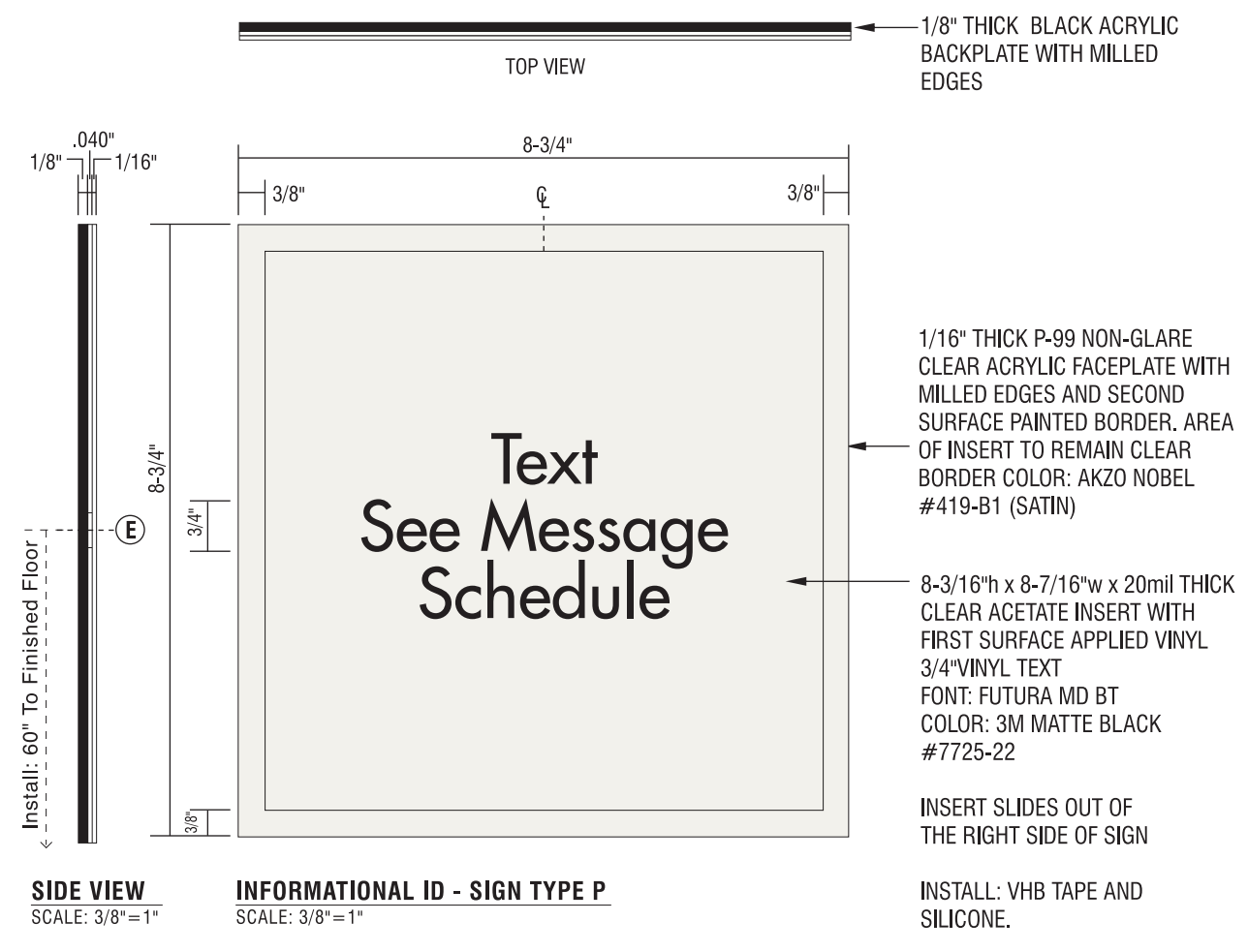
- 1
- 2
- 3
- 4
- 5



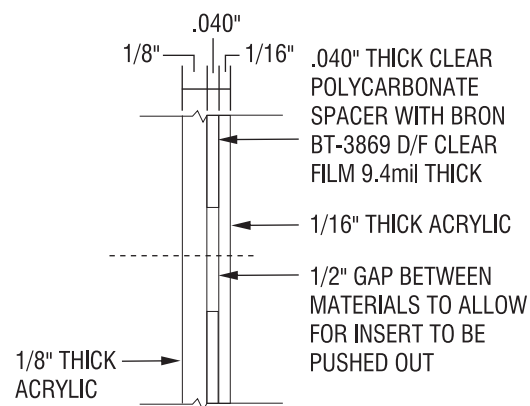


**EVACUATION PLAN - SIGN TYPE N**  
SCALE: 1/4"=1"

NOTE: ARTWORK SHOWN FOR ILLUSTRATION PURPOSES ONLY. USE SEPARATE ARTWORK FILES TO PRINT



**INFORMATIONAL ID - SIGN TYPE P**  
SCALE: 3/8"=1"



**DETAIL E - SECTION VIEW**  
SCALE: 1"=1"

CLIENT INFORMATION:

**Salinas Valley  
 Memorial Hospital**  
 450 E. Romie Lane  
 Salinas, CA 93901

APPROVALS:

IG ACCOUNT MANAGER \_\_\_\_\_

IG PRODUCTION MANAGER \_\_\_\_\_

CLIENT APPROVAL \_\_\_\_\_

SALES REP:

**R. Redmon**

DESIGNER:

**T. West**

REVISION DATES:

- ①
- ②
- ③
- ④
- ⑤

VOLTAGE:  120V  
 240V

THIS ORIGINAL UNPUBLISHED DESIGN IS THE SOLE PROPERTY OF IMAGE GROUP. IT CANNOT BE REPRODUCED, COPIED OR EXHIBITED IN WHOLE OR PART, WITHOUT FIRST OBTAINING WRITTEN CONSENT FROM IMAGE GROUP. COLORS REPRESENTED IN THIS DRAWING ARE FOR PRESENTATION PURPOSES ONLY. THEY MAY NOT MATCH YOUR FINISHED PRODUCT PERFECTLY. COLOR CALL-OUTS ARE FOR REFERENCE PURPOSES ONLY.

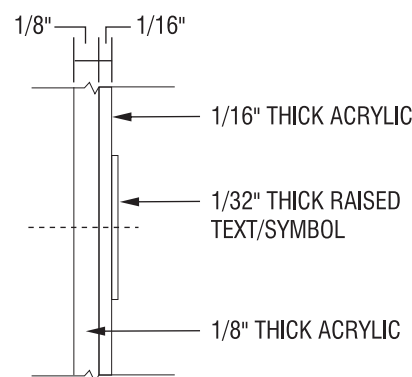
PRIMARY ELECTRICAL TO SIGN LOCATIONS IS TO BE PROVIDED BY OTHERS. 20 AMP DEDICATED CIRCUIT(S) WITH NO SHARED NEUTRALS AND A GROUND RETURNING TO THE PANEL IS REQUIRED FOR ALL INSTALLATIONS. THIS SIGN IS INTENDED TO BE INSTALLED IN ACCORDANCE WITH THE REQUIREMENTS OF ARTICLE 600 OF THE NATIONAL ELECTRICAL CODE AND/OR OTHER APPLICABLE LOCAL CODES. THIS INCLUDES PROPER GROUNDING AND BONDING OF THE SIGN.

DATE:  
**4-03-2013**

PROJECT:  
**Floor 4**

DRAWING NO:  
**13-1062-00**

SIGN TYPE:  
**P.2  
 Elevator Warning**



CLIENT INFORMATION:

**Salinas Valley  
 Memorial Hospital**  
 450 E. Romie Lane  
 Salinas, CA 93901

APPROVALS:

IG ACCOUNT MANAGER \_\_\_\_\_  
 IG PRODUCTION MANAGER \_\_\_\_\_  
 CLIENT APPROVAL \_\_\_\_\_

SALES REP:

**R. Redmon**  
 DESIGNER:  
**T. West**

REVISION DATES:

- 1
- 2
- 3
- 4
- 5

VOLTAGE:  120V  
 240V

THIS ORIGINAL UNPUBLISHED DESIGN IS THE SOLE PROPERTY OF IMAGE GROUP. IT CANNOT BE REPRODUCED, COPIED OR EXHIBITED IN WHOLE OR PART, WITHOUT FIRST OBTAINING WRITTEN CONSENT FROM IMAGE GROUP. COLORS REPRESENTED IN THIS DRAWING ARE FOR PRESENTATION PURPOSES ONLY. THEY MAY NOT MATCH YOUR FINISHED PRODUCT PERFECTLY. COLOR CALL-OUTS ARE FOR REFERENCE PURPOSES ONLY.

PRIMARY ELECTRICAL TO SIGN LOCATIONS IS TO BE PROVIDED BY OTHERS. 20 AMP DEDICATED CIRCUIT(S) WITH NO SHARED NEUTRALS AND A GROUND RETURNING TO THE PANEL IS REQUIRED FOR ALL INSTALLATIONS. THIS SIGN IS INTENDED TO BE INSTALLED IN ACCORDANCE WITH THE REQUIREMENTS OF ARTICLE 600 OF THE NATIONAL ELECTRICAL CODE AND/OR OTHER APPLICABLE LOCAL CODES. THIS INCLUDES PROPER GROUNDING AND BONDING OF THE SIGN.

DATE:  
**4-03-2013**

PROJECT:  
**Floor 4**

DRAWING NO:  
**13-1062-00**

SIGN TYPE:  
**Location Plan  
 Wayfinding**



CLIENT INFORMATION:

**Salinas Valley  
 Memorial Hospital**  
 450 E. Romie Lane  
 Salinas, CA 93901

APPROVALS:

IG ACCOUNT MANAGER \_\_\_\_\_  
 IG PRODUCTION MANAGER \_\_\_\_\_  
 CLIENT APPROVAL \_\_\_\_\_

SALES REP:

**R. Redmon**

DESIGNER:

**T. West**

REVISION DATES:

- 1
- 2
- 3
- 4
- 5

VOLTAGE:  120V  
 240V

THIS ORIGINAL UNPUBLISHED DESIGN IS THE SOLE PROPERTY OF IMAGE GROUP. IT CANNOT BE REPRODUCED, COPIED OR EXHIBITED IN WHOLE OR PART, WITHOUT FIRST OBTAINING WRITTEN CONSENT FROM IMAGE GROUP. COLORS REPRESENTED IN THIS DRAWING ARE FOR PRESENTATION PURPOSES ONLY. THEY MAY NOT MATCH YOUR FINISHED PRODUCT PERFECTLY. COLOR CALL-OUTS ARE FOR REFERENCE PURPOSES ONLY.


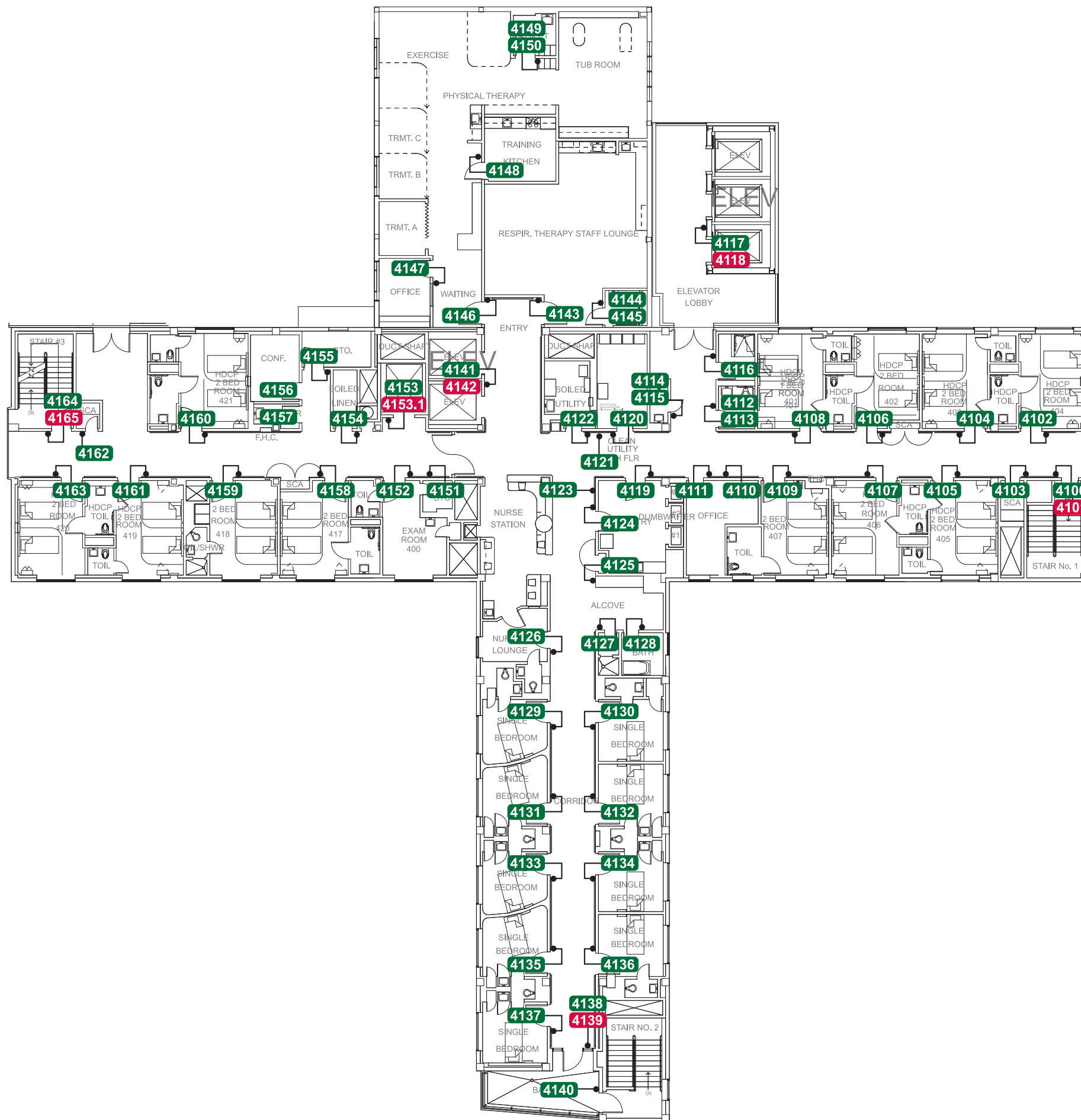
PRIMARY ELECTRICAL TO SIGN LOCATIONS IS TO BE PROVIDED BY OTHERS. 20 AMP DEDICATED CIRCUIT(S) WITH NO SHARED NEUTRALS AND A GROUND RETURNING TO THE PANEL IS REQUIRED FOR ALL INSTALLATIONS. THIS SIGN IS INTENDED TO BE INSTALLED IN ACCORDANCE WITH THE REQUIREMENTS OF ARTICLE 600 OF THE NATIONAL ELECTRICAL CODE AND/OR OTHER APPLICABLE LOCAL CODES. THIS INCLUDES PROPER GROUNDING AND BONDING OF THE SIGN.

DATE:  
**4-03-2013**

PROJECT:  
**Floor 4**

DRAWING NO:  
**13-1062-00**

SIGN TYPE:  
**Location Plan  
 Room ID**





CLIENT INFORMATION:

**Salinas Valley  
 Memorial Hospital**  
 450 E. Romie Lane  
 Salinas, CA 93901

APPROVALS:

IG ACCOUNT MANAGER \_\_\_\_\_  
 IG PRODUCTION MANAGER \_\_\_\_\_  
 CLIENT APPROVAL \_\_\_\_\_

SALES REP:

**R. Redmon**  
 DESIGNER:  
**T. West**

REVISION DATES:

- 1
- 2
- 3
- 4
- 5

VOLTAGE:  120V  
 240V

THIS ORIGINAL UNPUBLISHED DESIGN IS THE SOLE PROPERTY OF IMAGE GROUP. IT CANNOT BE REPRODUCED, COPIED OR EXHIBITED IN WHOLE OR PART, WITHOUT FIRST OBTAINING WRITTEN CONSENT FROM IMAGE GROUP. COLORS REPRESENTED IN THIS DRAWING ARE FOR PRESENTATION PURPOSES ONLY. THEY MAY NOT MATCH YOUR FINISHED PRODUCT PERFECTLY. COLOR CALL-OUTS ARE FOR REFERENCE PURPOSES ONLY.

PRIMARY ELECTRICAL TO SIGN LOCATIONS IS TO BE PROVIDED BY OTHERS. 20 AMP DEDICATED CIRCUIT(S) WITH NO SHARED NEUTRALS AND A GROUND RETURNING TO THE PANEL IS REQUIRED FOR ALL INSTALLATIONS. THIS SIGN IS INTENDED TO BE INSTALLED IN ACCORDANCE WITH THE REQUIREMENTS OF ARTICLE 600 OF THE NATIONAL ELECTRICAL CODE AND/OR OTHER APPLICABLE LOCAL CODES. THIS INCLUDES PROPER GROUNDING AND BONDING OF THE SIGN.

DATE:  
**4-03-2013**

PROJECT:  
**Floor 4**

DRAWING NO:  
**13-1062-00**

SIGN TYPE:  
**Location Plan  
 Room ID**

